

DC Series Tubeaxial Cooling Fans Model No. D36T10

3.62" Sq. x 1.00"
(92 mm Sq. x 25 mm)
34-55 CFM
(16.0-25.9 L/Sec.)



Features

- 7-blade impeller design provides:
 - Reduced noise
 - Improved performance
 - High efficiency
- Solid-state brushless motor design provides:
 - Auto restart
 - Low input power
 - Lower operating voltages
- Precision ball bearing system provides:
 - Longer life
 - Higher temperature extremes
 - Lower noise over time
 - Maximum shock and vibration resistance
- Designed to meet the rigid standards of UL, CSA, VDE, and CE.

Accessories:

Finger guards

General Specifications

Frame: Reinforced polybutylene plastic (UL94V-0 flame retardant)

Impeller: Reinforced polybutylene plastic (UL94V-0 rating)

Bearings: Precision, life-lubricated ball bearings

Insulation: Class A integral ground system rated @ 248°F (120°C)

Weight: 3.5 ozs. (100 grams)

Operating Temperature Range: 14° to 158°F (-10° to 70°C)

Insulation Resistance: 10 megohms minimum @ 250 VDC

Dielectric Strength: 500 VAC for 60 seconds

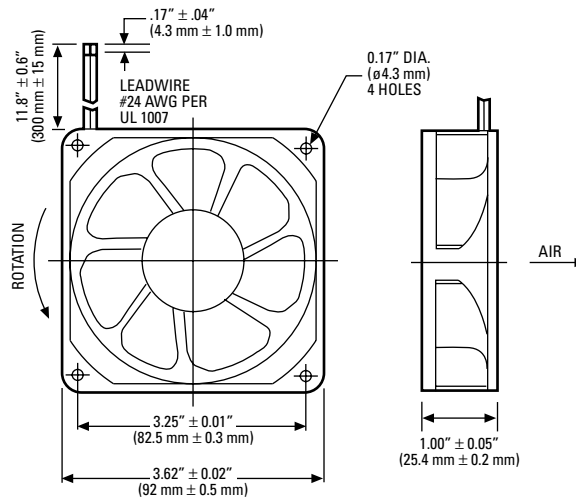
Safety Protection: Electronic locked rotor protected; polarity protected

Life Expectancy: 75,000 hours minimum @ 77°F (25°C)

Options: (Consult Factory)

Tachometer output

Locked rotor output sensor

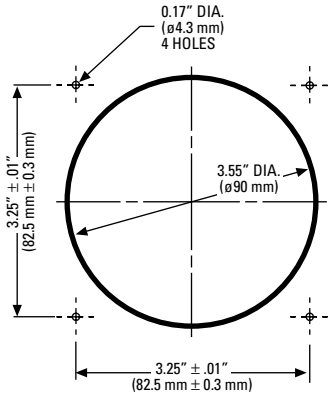


RED LEAD IS POSITIVE (+)
BLACK LEAD IS NEGATIVE (-)
WHITE LEAD IS TACHOMETER/SENSOR

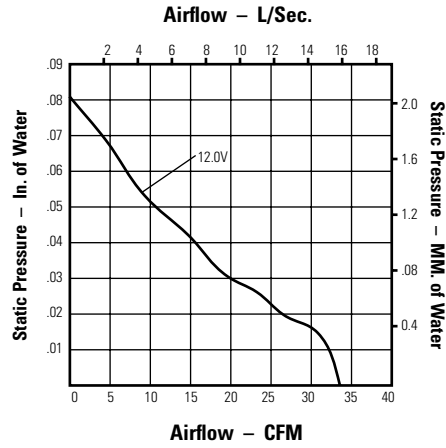
Globe Motors Part Number	Nominal Voltage VAC	Voltage Operating Range VDC	Watts	Line Amps	RPM	Acoustic Noise dBA	Airflow (Min.)	
							CFM	Liters per Second
D36-B10A-04W2-100	12	6.0 / 13.8	1.32	0.110	2100	30	34	16.0
D36-B10A-04W3-100	12	6.0 / 13.8	2.64	0.220	2850	38	48	22.6
D36-B10A-04W5-100	12	6.0 / 13.8	3.78	0.315	3200	41	55	25.9
D36-B10A-05W2-100	24	10.0 / 27.6	1.44	0.060	2100	30	34	16.0
D36-B10A-05W3-100	24	10.0 / 27.6	2.88	0.120	2850	38	48	22.6
D36-B10A-05W5-100	24	10.0 / 25.0	3.84	0.160	3200	41	55	25.9

*Note: For tachometer output models, substitute "B" in part number. Part Number D36-B10^A-04W2-100 would change to D36-B10^B-04W2-100. Minimum order quantity may apply.
For locked rotor sensor output models, substitute "C" in part number. Part Number D36-B10^A-04W2-100 would change to D36-B10^C-04W2-100. Minimum order quantity may apply.

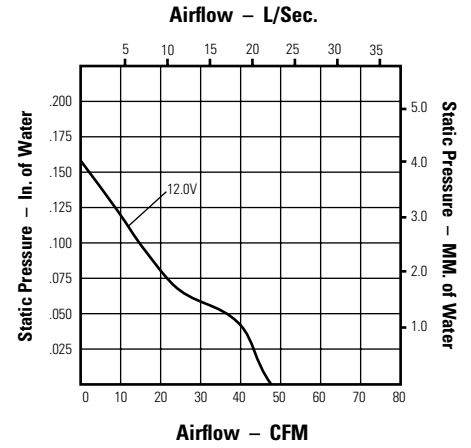
Installation Guide



Performance at Sea Level



D36-B10A-04W2-100



D36-B10A-04W3-100

Approvals



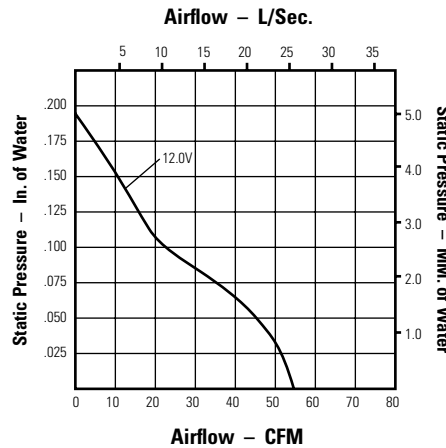
UL File No.
E105397



CSA File No.
72877



VDE File No.
17074-2611-0701

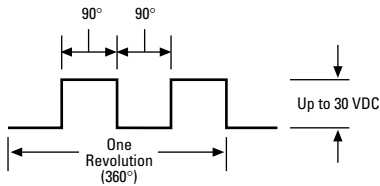


D36-B10A-04W5-100

All operating specifications measured at nominal operating voltage, free air at sea level

24 volt performance is identical to 12 volt fan performance

Tachometer Output (Open Collector Circuit)



NOTES:

Locked Rotor Output (Open Collector Circuit)

